



**KHSAA TITLE IX  
ANNUAL REPORT SUBMISSION  
STATUS REPORT  
2007-2008**

KHSAA  
Form T65  
Revised 3/08

TO: KHSAA Member School Superintendents, Principals, and Athletic Directors

FROM: Brigid L. DeVries, Commissioner  
Larry Boucher, Assistant Commissioner

Date: April 21, 2008

School	Frankfort High School	Reviewed by	Gordon D. Bocock
--------	-----------------------	-------------	------------------

The following is a status report regarding the required 2007 - 2008 Title IX Annual Report submission of forms due into the KHSAA office by April 15, 2008. Appropriate KHSAA Audit Team personnel have reviewed these forms and the following is a summary of this review.

I. Checklist of Forms properly submitted in a satisfactory manner:

<b>X</b>	GE 19 (Annual Verification)	<b>X</b>	T-35 (Budget Expenses)
<b>X</b>	T-1 (Summary Program Chart 1)	<b>X</b>	T-36 (Budget Expenses)
<b>X</b>	T-2 (Summary Program Chart 2)	<b>X</b>	T-41 (Checklist – Overall Interscholastic Program)
<b>X</b>	T-3 (Summary Program Chart 3)	<b>X</b>	T-60 (Corrective Action Plan)
<b>X</b>	T-4 (Summary Program Chart 4)	<b>X</b>	T-63 (Interscholastic Survey Results)

II. Status

A.		2007 – 2008 Forms are satisfactory and no further information or action is necessary at this time.
B.		Errors have been noted with respect to the following forms: <b>T-35 and T-36 forms were not complete filled out in the area of Coaches Salaries, number of coaches and number of levels offered in each sport. After talking with the Athletic Director a new T-35 and T-36 form will be submitted.</b>
C.		The following forms were omitted and must be submitted by school representatives:
D.		According to the 2007-2008 data, the school appears to be meeting the standards established in: <input type="checkbox"/> Test 1 (Athletic participation is proportionate to enrollment) <input type="checkbox"/> Test 2 (History and continuing practice of program expansion) <input type="checkbox"/> Test 3 (Full and effective accommodation of interests and abilities)
E.		Other Recommendation and Comments: <ul style="list-style-type: none"> <li>• <b>At the present time Frankfort High School is not passing “one” of the 3 standard tests that is required of a school to be in compliance. The Gender Equity needs to meet and put forth Corrective Action to bring the school into compliance in one of these areas. It is very possible that T-3 will be passed with the start of Girls Volleyball in 2009 as the corrective action report indicates might take place. Actions taken should be documented by the Gender Equity Committee in the minutes of their next meeting.</b></li> </ul>



**KENTUCKY HIGH SCHOOL ATHLETIC ASSOCIATION  
2007-2008 ANNUAL VERIFICATION OF TITLE IX PROCEDURES**

KHSAA Form GE19  
Rev.12/07

(To be submitted by April 15, 2008 along with other required forms)

The Frankfort High School, Frankfort, Kentucky  
(Name of High School) (City)

certifies to the Kentucky High School Athletic Association that the following is an accurate and true representation of the facts surrounding compliance with 20 U.S.C. Sections 1681-1688, et. Seq. (also known as Title IX)

**I certify the following provisions in accordance with records at the school contained in the permanent Title IX file, at least one copy of which must be maintained in the Principal's office, and to the best of my knowledge have completed the following tasks.**

Established a gender equity committee at the high school. (list committee personnel and provide attachment if necessary)

Name	Address	Phone	Title (Supt., Principal, Student, Parent, Coach, Etc.)
Liz Nichols	315 Magnolia , Frankfort	502.330.1819	Parent
Mary Penn	328 Shelby Street, Frankfort	502.875.8655	Treasurer
Tessa Barnes	6 Ashmore, Frankfort	502.295.0459	Student
Paul Looney	122 W. State St. Frankfort	502.545.0350	Board Member
Jody Hellard	201 Mallard Drive, Frankfort	502.223.5067	Girls Softball Coach
Micah Goff	1038 Chickasaw Trail, Frankfort	502.545.2238	Student
Susan Russell	323 Shelby Street, Frankfort	502.223.1255	Parent

Scheduled a minimum of three meetings during the 2007-2008 school year on the following dates:

Dec. 19 <sup>th</sup> , 2007
Feb. 29 <sup>th</sup> , 2008
April 8 <sup>th</sup> , 2008

Designated the following person(s) as the Title IX coordinator for the school:

Name	Title	Address	Phone
Craig Foley	Athletic Director	328 Shelby St. Frankfort	502.803.5370

Designated the following person(s) as the Title IX coordinator for the district:

Name	Title	Address	Phone
Craig Foley	Athletic Director	328 Shelby St. Frankfort	502.803.5370

School personnel are continuing to make periodic reviews of the boys' and girls' athletics program reflected in the Corrective Action Plan.

In addition to the above information, the above referenced school maintains a complete permanent file relative to Title IX records including copies of the self-assessment audit, all corrective action plans, and other related materials.

Heta Bector  
Principal's Signature

4/14 2008  
Date

Dianne Cobb  
Superintendent Signature

Sara Call  
School Board Chairpersons' Signature

*(Send original copy to KHSAA - Maintain duplicate in Title IX school folder)*



**KENTUCKY HIGH SCHOOL ATHLETIC ASSOCIATION  
2007-2008 ANNUAL VERIFICATION OF TITLE IX PROCEDURES**

KHSAA Form GE19  
Rev. 12/07

(To be submitted by April 15, 2008 along with other required forms)

The Frankfort High School, Frankfort, Kentucky  
(Name of High School) (City)

certifies to the Kentucky High School Athletic Association that the following is an accurate and true representation of the facts surrounding compliance with 20 U.S.C. Sections 1681-1688, et. Seq. (also known as Title IX)

**I certify the following provisions in accordance with records at the school contained in the permanent Title IX file, at least one copy of which must be maintained in the Principal's office, and to the best of my knowledge have completed the following tasks.**

Established a gender equity committee at the high school. (list committee personnel and provide attachment if necessary)

Name	Address	Phone	Title
(Supt., Principal, Student, Parent, Coach, Etc.)			
Anthony Russell	323 Shelby St. Frankfort	502.330.8298	Coach
Craig Foley	615 Logan Street, Frankfort	502.803.5370	Athletic Director
Marge Wilhoite			Community Member
David Raleigh	328 Shelby Street	502.875.8655	Asst. Principal

Scheduled a minimum of three meetings during the 2007-2008 school year on the following dates:


Designated the following person(s) as the Title IX coordinator for the school:

Name	Title	Address	Phone

Designated the following person(s) as the Title IX coordinator for the district:

Name	Title	Address	Phone

School personnel are continuing to make periodic reviews of the boys' and girls' athletics program reflected in the Corrective Action Plan.

In addition to the above information, the above referenced school maintains a complete permanent file relative to Title IX records including copies of the self-assessment audit, all corrective action plans, and other related materials.

Heta Bector  
Principal's Signature

4/14 20 08  
Date

Dianne Cobb  
Superintendent Signature

Sara Call  
School Board Chairpersons' Signature

(Send original copy to KHSAA - Maintain duplicate in Title IX school folder)

**2007-2008**  
**ACCOMMODATION OF INTERESTS AND ABILITIES**  
**SUMMARY PROGRAM CHART 1**

KHSAA  
Form T1  
Rev. 12/07

**Participation Opportunities Test One**

		(Column 1)	(Column 2)	(Column 3)	(Column 4)
	Program	Enrollment	Percentage of Total Enrollment	Number of Interscholastic Participants (double and triple count)	Percentage of Total Participation
Row 1	GIRLS	154	50.8%	135	36.4
Row 2	BOYS	149	49.2%	236	63.6
Row 3	Totals	303	100%	371	100%

Instructions:

\*Number of 8<sup>th</sup> grade students & below used in Column 3 and Column 4 calculations if applicable: 19

- 1) Determine the total number of girls enrolled, (place in Row 1, Column 1). Determine the total number of boys enrolled, (place in Row 2, Column 1).
- 2) Add the total number of girls and boys enrolled to determine total enrollment, (place in Row 3, Column 1).
- 3) Calculate the percentage of total enrollment that is female. (Divide Row 1, Column 1 by Row 3, Column 1 and place in Row 1, Column 2.) Calculate the percentage of total enrollment that is male. (Divide Row 2, Column 1 by Row 3, Column 1 and place in Row 2, Column 2.) Note: Row 1, Column 2 plus Row 2, Column 2 should total 100%.
- 4) Ask the head coaches to review the most updated eligibility or squad lists for their teams. Ask coaches to confirm the names of those individuals who are on the team as of the first **date of regular season competition**, and cross out the names of those who were cut from the team or quit the team prior to the first regular season competitive event. Determine the total number of interscholastic athletics participants that are girls, (and place in Row 1, Column 3). In order to determine the total number of athletics participants, an individual should be counted each time he or she participates on a team. For example, if Jane Doe competes on the varsity volleyball team, the junior varsity volleyball team, the junior varsity basketball team, and the varsity softball team, she should be counted as four participants (**do not include club or intramural sports participants, cheerleaders, dance teams, or pom squads**). Calculate the same way for boys and girls. \* In addition, should 8<sup>th</sup> grade students and below play on a Freshman, Junior Varsity, or Varsity team, they should also be counted for each team and sport on which they participate. If applicable, please asterisk the above notation as to how many 8<sup>th</sup> grade students & below are included in the totals.  
Using the same procedure, determine the total number of interscholastic athletic participants that are boys, (and place in Row 2, Column 3). Add Row 1, Column 3 plus Row 2, Column 3 to get total participants and place in Row 3, Column 3.
- 5) Calculate the percentage of female participation. (Row 1, Column 3 divided by Row 3, Column 3 and place in Row 1, Column 4.)  
Calculate the percentage of male participation. (Row 2, Column 3 divided by Row 3, Column 3 and place in Row 2, Column 4.) Note: Row 1, Column 4 plus Row 2, Column 4 should total 100%.

Note: While being within three percent is not a formal compliance standard; if the percent listed in Row 1, Column 4 is within 3% of Row 1, Column 2, then it provides a good target within which compliance is likely.

Principal's Signature: Rita ReCTOR Date: 4/14/08  
Copyright 1999, Good Sports, Inc., Title IX and Gender Equity Specialists. All rights reserved.

**2007-2008**  
**ACCOMMODATION OF INTERESTS AND ABILITIES**  
**SUMMARY PROGRAM CHART 2**

KHSAA  
 Form T2  
 Rev. 12/07

**Participation Opportunities Test Two**

		Column 1	Column 2	Column 3	Column 4	Column 5
<b>Program</b>		<b>Number of Teams Currently Offered</b>	<b>Number of Participants</b>	<b>Number of Teams Added Since the beginning of the 2003-2004 School Year</b>	<b>Current Number of Participants for each team added Since the beginning of the 2003-2004 School Year</b>	<b>Percent of Total Participation By Sex Added Since the beginning of the 2003-2004 School Year</b>
<b>GIRLS</b>	Row 1	varsity:	8	77	0	
	Row 2	j.v.:	3	48	0	
	Row 3	frosh:	1	10		
	Row 4	total:	12	135	0	
<b>BOYS</b>	Row 5	varsity:	9	145	0	
	Row 6	j.v.:	4	79	0	
	Row 7	frosh:	1	12		
	Row 8	total:	14	236	0	

- 1) For Column 1, list the number of interscholastic teams offered for girls and boys at each competitive level (varsity, junior varsity, and freshman). For girls, total each of the entries in Rows 1, 2, and 3 into Row 4. For boys, total Rows 5, 6, and 7 into Row 8.
- 2) For Column 2, list the number of participants at each level. For girls, total each of the entries in Rows 1, 2, and 3 into Row 4. For boys, total Rows 5, 6, and 7 into Row 8. **Note:** The totals in Row 4 for girls and in Row 8 for boys must be the same as the totals in Form T-1, Column 3, Rows 1 and 2 respectively.
- 3) For Column 3, list the number of interscholastic teams that have been added in the last five years at each competitive level. Count each team added during the 5 year period only one time. e.g. Girl's junior varsity soccer was added 3 years ago, count the team only once, not 3 times. For girls, total the entries in Rows 1, 2, and 3 into Row 4. For boys, total Rows 5, 6, and 7 into Row 8.
- 4) For Column 4, list the number of participants that are **currently** on each level of the teams that were added in the last five years. If a team was added previously but no longer exists, there are no current participants to be added for that team. For girls, total the entries in Rows 1, 2, and 3 into Row 4. For boys, total Rows 5, 6, and 7 into Row 8.
- 5) For Column 5, calculate the percentage of participants that have been added in the last five years. For girls, take the number in Column 4, Row 4 and divide by the number in Column 2, Row 4. For boys, take the number in Column 4, Row 8 and divide it by the number in Column 2, Row 8.

**Note:** If the percentage of current participants added in the last five years is 25% or greater, compliance with Test Two may be possible. If less than 25%, then compliance with Test Three should be analyzed. **CAUTION:** 25% is not a formal compliance standard.

Principal's Signature: Rita Beator Date: 4/14/08

**2007-2008**  
**ACCOMMODATION OF INTERESTS AND ABILITIES**  
**SUMMARY PROGRAM CHART 3**

KHSAA  
 Form T3  
 Rev. 12/07

**Participation Opportunities Test Three**

FOR ANY QUESTION ANSWERED "YES" IDENTIFY THE RESPECTIVE SPORT(S).

	GIRLS (Yes / No)		BOYS (Yes / No)
1. For a sport <u>not</u> currently offered in your interscholastic athletics program, is there sufficient interest to form a viable interscholastic team based on participation on an intramural team.	No		NO
2 For a sport <u>not</u> currently offered, is there sufficient interest, based on the responses to your most recent Student Interest Survey, to form a viable interscholastic team for a sport not currently offered. If yes, what sport?	Yes Volleyball		No
3. For a sport currently offered at the junior varsity or freshman level is there sufficient interest, based on your most recent Student Interest Survey, to form a varsity team not currently offered?	No		No
4. For a sport currently offered at the varsity level only, is there sufficient interest, based on your most recent Student Interest Survey, to form a viable team for a junior varsity or freshman team that is not currently offered?	No		No
5. If you answered YES to question (1), (2), (3), or (4), are there enough high schools in the geographic area offering the sport (at the appropriate level) to allow for the development of a reasonable schedule of competition?	Yes		N/A

**Plans to Address Interest:**

Plans to add Girls Volleyball to our interscholastic activities are in the works. Quotes are being received for modifying the gymnasium floor, uniforms, equipment, etc. with hopes of starting girls volleyball in the fall of 2009. This is on current correction action plan (see T-60). With the addition of volleyball, Frankfort High School will be offering all sanctioned sports for girls at the varsity level. With an enrollment of only 154 girls we feel we will certainly be fully and effectively accommodating student interests.

Principal's Signature: Rita Reckor Date: 4/14/08  
*Cig Volj - Athletic Director*



**2007-2008 INTERSCHOLASTIC  
ATHLETICS SURVEY**  
Summary of Student Responses

KHSAA  
Form T63  
Rev.12/07

**School Name:** Frankfort High School

**Enrollment**  
**(9-12 Grade):** 303 (SHOULD AGREE WITH FORM T-1, COLUMN 1, ROW 3)

**Number of 9-11 Grade Students Surveyed:** 225

**Number of 8<sup>th</sup> Grade Students Surveyed:** 57

**Date:** January 23, 2008

**Completed By:** Craig Foley

**Instructions:**

1. Summarize the Student Athletics Interest Surveys Form T-61 by listing the total number of responses on the line next to each sport.
2. Under the Other Category please provide a listing of the sports as well as the number of students who are interested in participating.
3. Please sign and date this Summary Form (T-63) and mail this Summary Form only to the KHSAA by April 15, 2008. Do not mail the student surveys (Form T-61). However, these Forms should be maintained in your files in the event they are requested subsequently.

282 Number of Surveys  
219 Total Returned (*A minimum of 80% return is expected*)  
8-11 Grades Surveyed (*Should be grades 9-11 and 8<sup>th</sup> grade if school has a feeder system*)

How Was The Survey Administered? Home Room  
 (e.g. was it given in all English classes, or all home rooms, or advisee/advisor?)

**KHSAA Sanctioned Fall Sports** (*List Total Number of Participation Responses*)

2 Cross Country (Girls)  
3 Cross Country (Boys)  
56 Football (Boys)  
6 Golf (Girls)  
12 Golf (Boys)  
27 Soccer (Girls)  
27 Soccer (Boys)  
44 Volleyball (Girls)

**Winter Sport** (*List Total Number of Participation Responses*)Form T-63  
Rev. 12/07

<u>22</u>	Basketball (Girls)
<u>44</u>	Basketball (Boys)
<u>8</u>	Indoor Track (Girls)
<u>18</u>	Indoor Track (Boys)
<u>6</u>	Swimming & Diving (Girls)
<u>9</u>	Swimming & Diving (Boys)
<u>26</u>	Wrestling (Boys)

**Spring Sport** (*List Total Number of Participation Responses*)

<u>35</u>	Baseball (Boys)
<u>21</u>	Fast Pitch Softball (Girls)
<u>33</u>	Tennis (Girls)
<u>14</u>	Tennis (Boys)
<u>149</u>	Track (Girls)
<u>22</u>	Track (Boys)

**Non-KHSAA Championship Sports** (*From Student Survey T-61 Question 10*)

<u>37</u>	Archery
<u>17</u>	Field Hockey
<u>48</u>	Bowling
<u>3</u>	Gymnastics (Boys)
<u>24</u>	Gymnastics (Girls)
<u>30</u>	Ice Hockey
<u>26</u>	Lacrosse (Boys)
<u>19</u>	Lacrosse (Girls)
<u>33</u>	Rifle
<u>10</u>	Rodeo
<u>10</u>	Slow Pitch Softball
<u>10</u>	Volleyball (Boys)
	Water Polo
<u>30</u>	Weightlifting

**Number of Students who participate in Intramural Sports***(From Student Survey T-61 Question 5)*

<b>Sport</b>	<b>Number</b>
Basketball	7
Archery	3
Soccer	1
Softball	2
Cheerleading	3
Dance	2



**List Intramural Sports students are interested in adding:**  
*(From Student Survey T-61 Question 6)*

Form T-63  
 Rev. 12/07

<u>Sport</u>	<u>Number</u>
Flag Football	7
Basketball	11
Volleyball	10
Powder Puff Football	6

**Participation in Non-School Sports Activities**  
*(From Student Survey T-61 Question 7)*

<u>Sport</u>	<u>Number</u>
Basketball	11
Softball	13
Soccer	13

**Reasons for not participating in interscholastic athletics**  
*(From Survey Question 8)*

- 19 I prefer other activities such as band, chorus, etc.
- 24 I don't have time
- 6 The practice schedules and game times are inconvenient
- 16 The sport I like isn't offered
- 5 It's too expensive
- 5 I prefer to participate in club or intramural sports
- 10 Working
- 16 Other:

Student Suggestions to encourage participation

Hire better coaches, make more announcements about tryouts, practice schedules, make the

Athletes feel more wanted, make practice times more flexible.

*Hita Rector*  
 \_\_\_\_\_  
 Principal's Signature

*4/14/08*  
 \_\_\_\_\_  
 Date

Volleyball Survey - given after the Athletics Survey showed an interest in Volleyball

1. Would you be interested in participating on a volleyball team, if FHS offered one?  
Yes 41 No —

2. Do you currently play a fall sport?  
Yes 19 No 22  
If yes, which sport?

Soccer - 11 Golf - 1  
Cheer - 3 4

3. Would you be willing to give up the sport you currently play to participate in volleyball?  
Yes 24 No 8 Maybe - 7

4. Would you be willing to give up part of your summer, knowing that volleyball practice begins on July 15<sup>th</sup> of each year?  
Yes 40 No 1

5. Would you be willing to give up your evenings, knowing the volleyball practices every day?  
Yes 41 No —

6. Do you have any experience playing volleyball?  
Yes 35 No 6

PE CLASS - 9

7. Why are you interested in playing volleyball at Frankfort High?

New Sport - 9

Fun - 19

Wanted to Play - 11

Meet New People - 2

Another opportunity for Girls to Play - 15

**2007-2008**  
**ACCOMODATION OF INTERESTS AND ABILITIES**  
**SUMMARY PROGRAM CHART 4**

**Levels of Competition Test One**

		Column 1	Column 2	Column 3
Girls	Team Levels	Number of Teams Currently Offered	Number of Participants	Percentage of Participants at Each Level
Row 1	varsity:	8	77	57%
Row 2	j.v.:	3	48	35.5%
Row 3	frosh:	1	10	7.4%
Row 4	total:		135	100%
<b>Boys</b>				
Row 5	varsity:	9	145	61.4%
Row 6	j.v.:	4	79	33.4%
Row 7	frosh:	1	12	5.1%
Row 8	total:		236	100%

- 1) Column 1, list the number of interscholastic teams offered for girls and boys at each competitive level; varsity, junior varsity, and freshman. (Refer to Form T-2, Accommodation of Interests and Abilities, Summary Program Chart 2, Column 1.)
- 2) For Column 2, list the number of participants at each level. For girls, total the entries in Rows 1, 2, and 3 into Row 4. For boys, total the entries in Rows 5, 6, and 7 into Row 8. (Refer to Form T-2, Accommodation of Interests and Abilities, Summary Program Chart 2, Column 2.)
- 3) For Column 3, calculate the percentage of female and male participants at each level.  
 For girls' varsity, junior varsity, and frosh, respectively:
  - Divide Column 2, Row 1 by Column 2, Row 4, and place the percentage in Column 3, Row 1
  - Divide Column 2, Row 2 by Column 2, Row 4, and place the percentage in Column 3, Row 2.
  - Divide Column 2, Row 3 by Column 2, Row 4, and place the percentage in Column 3, Row 3.
  -
 For boys' varsity, junior varsity, and frosh, respectively:
  - Divide Column 2, Row 5 by Column 2, Row 8, and place the percentage in Column 3, Row 5.
  - Divide Column 2, Row 6 by Column 2, Row 8, and place the percentage in Column 3, Row 6.
  - Divide Column 2, Row 7 by Column 2, Row 8, and place the percentage in Column 3, Row 7.

Principal's Signature: Rita Ketchov Date: 4/14/08

## 2007-2008 KHSAA TITLE IX ATHLETICS AUDIT

KHSAA  
Form T41  
Rev. 12/07

### Checklist - Overall Interscholastic Athletics Program

**DIRECTIONS:**

For the Areas of Compliance (Opportunities and Benefits) listed on the left hand side of the page, place a checkmark under the appropriate column identifying whether your school provided an advantage to the Girls' Program, or to the Boys' Program or to Neither Program. A review of T-35 and T-36 spending patterns might be helpful in completing this form.

Areas of Compliance:	ADVANTAGE TO:		
	GIRLS' PROGRAM	BOYS' PROGRAM	NEITHER PROGRAM
<b>OPPORTUNITIES</b>			
Accommodation of Interest and Abilities		X	
<b>BENEFITS</b>			
Equipment and Supplies			X
Scheduling of Games and Practice Time			X
Travel and Per Diem Allowances			X
Coaching	X		
Locker Rooms, Practice and Competitive Facilities			X
Medical and Training Facilities and Services			X
Publicity			X
Support Services			X
Athletic Scholarships			X
Tutoring			X
Housing and Dining Facilities and Services			X
Recruitment of Student Athletes			X

If an advantage is shown, corrective action should be shown on T-60 (Corrective Action Plan).

Principal's Signature: Bob Reitor Date: 4/14/08

\*\*\*Refer to T-60

**2007-2008  
ACTUAL EXPENDITURES - PROGRAM COMPARISON CHART 1  
TO INCLUDE BOOSTER CLUB FUNDING**

	equipment and supplies		travel		awards		coaches' salaries (to include supplemental and extended employment; dollar amount required)		facilities improvements		publications (if sport-specific)	
	Expenditures		Expenditures		Expenditures		Expenditures		Expenditures		Expenditures	
	School	Booster	School	Booster	School	Booster	School	Booster	School	Booster	School	Booster
G basketball	4300		School operates on MUNIS	See attached page.	400		13600/5		1500			
B basketball	4000				400		10200/4		1500			
G softball	4700				800		3300/2		61.00			
B baseball	7900				500		3300/3		61.00			
G cross country	1400				100		1000/1					
B cross country	1400				100		Same					
G golf	500				400		1200/1					
B golf	1000				200		800/1					
G soccer	2700				2000		13400/3					
B soccer	2800				2700		14100/3					
G swimming	350				170		1300/1					
B swimming	350				170		Same					

~~Total expenditures on T-25 and T-26 on the 2007-2008 year report due by April 15, 2008, should reflect the total monies spent (rounded off to nearest dollar) for the entire school year of 2006-2007 ending June 30, 2007.~~

2. Booster Club Funding/Contributions must be included in the above expenditures total. (Note: It is illegal for coaches to be paid by Booster Clubs - Reference KHSAA Bylaw 27)

Principal's Signature: [Signature] Date: 4/14/08

**2007-2008  
ACTUAL EXPENDITURES - PROGRAM COMPARISON CHART 2  
TO INCLUDE BOOSTER CLUB FUNDING**

	equipment and supplies		travel		awards		coaches' salaries (to include supplemental and extended employment; dollar amount required)			facilities improvements		publications (if sport-specific)		
	Expenditures		Expenditures		Expenditures		Expenditures			Expenditures		Expenditures		
	School	Booster	School	Booster	School	Booster	School	# of Coaches for all levels / # of Teams for all levels	School	Booster	School	Booster	School	Booster
G track	3650				400			2700/2						
B track	3650				800			Same						
G tennis	400				400			1500/1						
B tennis	1100				200			1400/1						
G volleyball														
B wrestling														
G (list sport)														
B football	10500				700			11500/6	700	3500				
G (list sport)														
B (list sport)														


1. Total expenditures on T-35 and T-36 on the 2007-2008 year report due by April 15, 2008, should reflect the total monies spent (rounded off to nearest dollar) for the entire school year of 2006-2007 ending June 30, 2007.

2. Booster Club Funding/Contributions must be included in the above expenditures totals.

Indicate percentage of total expenditures for each gender: (If disparities are obvious, list on your Corrective Action Plan (T-60) what action you will take to correct the problem).

Gender	Expenditures	Percentage
Boys	\$ 91,031	57.9% on 63.6% of participants
Girls	\$ 66,281	42.1% on 36.4% of participants
<b>Total:</b>	<b>\$ 157,312</b>	<b>100%</b>

Principal's Signature: *Rita Reardon* Date: 4/14/08



**FRANKFORT HIGH SCHOOL  
PANTHERS**

**328 SHELBY STREET, FRANKFORT, KY 40601  
502-875-8655 FAX 502-875-8657**

**Rita Rector  
Principal**

**David Raleigh  
Asst. Principal**

**Tammy Stratton  
Counselor**

**Craig Foley  
Athletics**

April 10, 2008

Title IX Auditors  
Kentucky High School Athletic Association

In reference to the transportation cost section of the Title IX report, forms T-35 and T-36, this is to inform you that the Frankfort Independent School District operates under the MUNIS accounting system. Upon inquiring with our Financial Officer about obtaining the individual transportation costs for each sport, it was explained to me that transportation is documented in an activity account that includes all sports, field trips, academic trips, etc. together and does not sort these expenses.

It is because of this MUNIS accounting system the Frankfort Independent School District operates on that I can not include transportation costs in the Title IX T-35/T-36 forms.

Craig Foley  
Athletic Director

Team	Total Spending	Benefit	Amount	Explanation
Girls Basketball	19,800	Girls	3,800	Had to pay for 2 head coaches, due to one being fired, still had to pay the salary though.
Boys Basketball	16,000			
Softball	8,900			
Baseball	11,800	Boys	2,900	Boys year to buy new uniforms
Cross Country	<del>1700/1900</del> 3,800	N/A		
Girls Golf	2,000	N/A		
Boys Golf	2,000			
Swimming	<del>1100/1100</del> 2,200	N/A		
Track	<del>5000/5000</del> 11,200	N/A		
Girls Tennis	2,300			
Boys Tennis	<del>2500</del> 2,700	Boys	400	Boys bought a racket re-stringer both sports use
Football	27,000			
Girls Soccer	18,100			
Boys Soccer	19,600	Boys	1,500	More senior participants to recognize on senior night and banquet.

G = 57,200  
 B = 81,900  
141,800



SCHOOL NAME \_\_\_\_\_

2007-2008  
TITLE IX

KHSAA  
Form T60  
Rev.12/07

CORRECTIVE ACTION PLAN


\_\_\_\_\_

*DIRECTIONS:*

1. For Column 1, indicate the intended area (Opportunities or Benefits) which needs corrective action in order to achieve gender equity. For Column 2, write the suggested change or activities that will correct the area in need of alteration. For Column 3, include the estimated completion date for the changes or activities.
2. It is possible to attain compliance with Title IX and no longer need "corrective" action. However, the KHSAA strongly encourages compliant schools to identify items for improvement (Column 1), activities to accomplish the improvement (Column 2) and a timetable for completion (Column 3) that will strengthen the athletic program.
3. You may copy this form as needed. Please attach corrective action plans along with audit forms and submit by April 15, 2008.

COLUMN 1 ITEM FOR CORRECTION/ IMPROVEMENT	COLUMN 2 SUGGESTED CHANGE/ ACTIVITIES	COLUMN 3 TIME TABLE FOR CORRECTIVE ACTION/ AND OR COMPLETION DATE
Addition of female sports	Addition of Girls Volleyball	2008 - preparing the floor, hiring a coach, buying equipment, etc.....2009 start playing
Number of female athletes	Recruit more females in the building	Throughout the 2008/2009 school year we will continue to recruit more female participants.

Principal's Signature: Heta Rector Date: 4/14/08



# FRANKFORT HIGH SCHOOL PANTHERS

328 SHELBY STREET, FRANKFORT, KY 40601  
502-875-8655 FAX 502-875-8657

**Rita Rector**  
Principal

**David Raleigh**  
Asst. Principal

**Tammy Stratton**  
Counselor

**Craig Foley**  
Athletic Director

April 10<sup>th</sup>, 2008

KHSAA  
2280 Executive Dr.  
Lexington KY, 40505

Title IX Review Committee:

I have included a few addendums to the reports in an effort to explain some of the information included within this document. This school year has been different in that we are just finishing up our KDE financial watch for the 2006-2007 school year, which has limited our spending.

As in the past, the big accommodation that we (Frankfort Ind. Schools) have needed to make was the addition of another female sport, volleyball. Due to our financial relationship with KDE, additional spending of any kind has been extremely difficult. We do however feel this sport is our priority for the upcoming school year. I have discussed this with our current Superintendent and she has instructed us to begin moving in that direction. We have started inquiring about uniforms, equipment, renovating our gym floor and the coaching process. With that being said, we are anticipating that by the fall of the 2009 school year, we will begin the actual play of volleyball.

You will notice that our male participants way out number our female participants and there is no real explanation to why. The only thing we have determined to cause this is that there isn't a full time female sport coach in the building to actively recruit and encourage our females to participate.


This is an area that is being explored as we interview for new teaching positions. It is because of that number that more money is being spent on male sports, but the individual amount spent per athlete is greater for females.

We are excited about our level of participation and interest in all of our sports at Frankfort High School. We also hope to continue to field our teams and to add another female sport (volleyball) to our extracurricular activities that are offered.

Please feel free to contact me if further information is needed.

Sincerely,

Craig Foley  
Athletic Director  
Title IX Coordinator



Frankfort Middle/High School  
328 Shelby Street  
Frankfort, KY 40601  
Phone: (502) 875-8655  
Fax: (502) 875-8657

**PANTHER FAX:**

To: Gordon Bocoek

From: Craig Foley

Re: T-35 - T-36 Forms

Number of pages: 3 Date: 4/22/08

Message: T-35 and T-36 Forms  
Collected.

\_\_\_\_\_  
\_\_\_\_\_  
\_\_\_\_\_  
\_\_\_\_\_  
\_\_\_\_\_  
\_\_\_\_\_

**PANTHER FACTS:**

Football

2007 District & Region Champs  
2007 State Semifinalist

Middle School

2006-07 National Title I NCLB  
Distinguished School

2008 Governor's Cup  
Quick Recall District Champion

2008 Governor's Cup 2nd Place  
Future Problem Solvers

Library

The PTA has provided a new set of  
2008 World Book Encyclopedias

The mission of the Frankfort Independent School District is to guarantee the highest quality educational experience by committing the resources and providing the unique opportunities to prepare every student to excel in a global society while maintaining its tradition of personalized attention.

KESAA  
Form T36  
REV.12/07

**2007-2008  
ACTUAL EXPENDITURES - PROGRAM COMPARISON CHART 2  
TO INCLUDE BOOSTER CLUB FUNDING**

	equipment and supplies		travel		awards		coaches' salaries (to include supplemental and extended employment; dollar amount required)		facilities improvements		publications (if sport-specific)	
	Expenditures		Expenditures		Expenditures		Expenditures		Expenditures		Expenditures	
	School	Booster	School	Booster	School	Booster	School	Booster	School	Booster	School	Booster
G track	3650				400		2,700	1				
B track	3650				800		Same					
G tennis	400				400		1,500	1				
B tennis	1100				200		1,400	1				
G volleyball												
B wrestling												
G (list sport)												
B football	10500				700		11,500	2	700	3500		
G (list sport)												
B (list sport)												

1. Total expenditures on T-35 and T-36 on the 2007-2008 year report due by April 15, 2008, should reflect the total monies spent (rounded off to nearest dollar) for the entire school year of 2006-2007 ending June 30, 2007.  
 2. Booster Club Funding/Contributions must be included in the above expenditures totals.  
 Indicate percentage of total expenditures for each gender: (if disparities are obvious, list on your Corrective Action Plan (T-60) what action you will take to correct the problem).

Gender	Expenditures	Percentage
Boys	\$ 91,031	57.9% on 83.6% of participants 385
Girls	\$ 66,281	42.1% on 36.4% of participants 491
<b>Total:</b>	<b>\$ 157,312</b>	<b>100%</b>

Principal's Signature: \_\_\_\_\_ Date: \_\_\_\_\_  
 Copyright 1999, Good Sports, Inc., Title IX and Gender Equity Specialists. All rights reserved.


KHSAA  
Form T35  
REV. 1/07

2007-2008  
**ACTUAL EXPENDITURES - PROGRAM COMPARISON CHART 1**  
**TO INCLUDE BOOSTER CLUB FUNDING**

	equipment and supplies		travel		awards		coaches' salaries (to include supplemental and employment; dollar amount required)		facilities improvements		publications (if sport-specific)	
	Expenditures		Expenditures		Expenditures		Expenditures		Expenditures		Expenditures	
	School	Booster	School	Booster	School	Booster	School	Booster	School	Booster	School	Booster
G basketball	4300		School operates on MUNIS	See attached page.	400		13,600	5	1500			
B basketball	4000				400		10,200	4	1500			
G softball	4700				800		3,300	2	61.00			
B baseball	7900				500		3,300	3	61.00			
G cross country	1400				100		1,000	1				
B cross country	1400				100		Same	Same				
G golf	500				400		1,200	1				
B golf	1000				200		800	1				
G soccer	2700				2000		12,400	3	2			
B soccer	2800				2700		14,100	3	2			
G swimming	350				170		1,300	1	1			
B swimming	350				170		Same	same				

off to nearest dollar) for the entire school year of 2006-2007 ending June 30, 2007.  
 2. Booster Club Funding/Contributions must be included in the above expenditures total. (Note: It is illegal for coaches to be paid by Booster Clubs - Reference KHSAA Bylaw 27)

Principal's Signature: Hata Kador Date: 4/22/08



**Frankfort Middle/High School**  
 328 Shelby Street  
 Frankfort, KY 40601  
 Phone: (502) 875-8655  
 Fax: (502) 875-8657

**PANTHER FAX:**

To: Gordon Bocoock

From: Craig Foley

Re: T-35 - T-36 Forms

Number of pages: 3 Date: 4/22/08

Message: T-35 and T-36 Forms

Corrected.

---



---



---



---



---



---



---

**PANTHER FACTS:**

Football

2007 District & Region Champs  
2007 State Semifinalist

Middle School

2006-07 National Title I NCLB  
Distinguished School

2008 Governor's Cup  
Quick Recall District Champion

2008 Governor's Cup 2nd Place  
Future Problem Solvers

Library

The PTA has provided a new set of  
2008 World Book Encyclopedias

The mission of the Frankfort Independent School District is to guarantee the highest quality educational experience by committing the resources and providing the unique opportunities to prepare every student to excel in a global society while maintaining its tradition of personalized attention.

KHSAA  
Form T-36  
REV. 12/07

2007-2008  
**ACTUAL EXPENDITURES - PROGRAM COMPARISON CHART 2**  
**TO INCLUDE BOOSTER CLUB FUNDING**

	equipment and supplies		travel		awards		coaches' salaries (to include supplemental and extended employment; dollar amount required)			facilities improvements		publications (if sport-specific)	
	Expenditures		Expenditures		Expenditures		Expenditures			Expenditures		Expenditures	
	School	Booster	School	Booster	School	Booster	School	Booster	School	Booster	School	Booster	School
G track	3650				400		2,700	2	1				
B track	3650				800			Same					
G tennis	400				400		1,500	1	1				
B tennis	1100				200		1,400	1	1				
G volleyball													
B wrestling													
G (list sport)													
B football	10500				700		11,500	6	2	700	3500		
G (list sport)													
B (list sport)													

1. Total expenditures on T-35 and T-36 on the 2007-2008 year report due by April 15, 2008, should reflect the total monies spent (rounded off to nearest dollar) for the entire school year of 2006-2007 ending June 30, 2007.

2. Booster Club Funding/Contributions must be included in the above expenditures totals.

Indicate percentage of total expenditures for each gender: (if disparities are obvious, list on your Corrective Action Plan (T-60) what action you will take to correct the problem.)

Gender	Expenditures	Percentage
Boys	\$ 91,031	57.9% on 63.6% of participants 385
Girls	\$ 66,281	42.1% on 36.4% of participants 491
<b>Total:</b>	<b>\$ 157,312</b>	<b>100%</b>

Principal's Signature: \_\_\_\_\_

Date: \_\_\_\_\_

2007-2008  
**ACTUAL EXPENDITURES - PROGRAM COMPARISON CHART 1**  
**TO INCLUDE BOOSTER CLUB FUNDING**

	equipment and supplies		travel		awards		coaches' salaries (to include supplemental and extended employment; dollar amount required)		facilities improvements		publications (if sport-specific)	
	Expenditures	Expenditures	Expenditures	Expenditures	Expenditures	Expenditures	Expenditures	Expenditures	Expenditures	Expenditures	Expenditures	Expenditures
	School	Booster	School	Booster	School	Booster	School	Booster	School	Booster	School	Booster
G basketball	4300		School operates on MUNTIS	See attached page.	400		13,600	5	1500			
B basketball	4000				400		10,200	4	1500			
G softball	4700				800		3,300	2	61.00			
B baseball	7900				500		3,300	3	61.00			
G cross country	1400				100		1,000	1				
B cross country	1400				100		Same	Same				
G golf	500				400		1,200	1				
B golf	1000				200		800	1				
G soccer	2700				2000		12,400	3				
B soccer	2800				2700		14,100	3				
G swimming	350				170		1,300	1				
B swimming	350				170		Same	same				
Total expenditures on 7-25 and 7-26 on the 2007-2008 year report due by April 17, 2008 should exceed the total monies spent (rounded off to nearest dollar) for the entire school year of 2006-2007 ending June 30, 2007.												

2. Booster Club Funding/Contributions must be included in the above expenditures total. (Note: It is illegal for coaches to be paid by Booster Clubs - Reference KHSAA Bylaw 27)

Principal's Signature: Rita Kator Date: 4/22/08